

Arsenal[®] 4.1

Bovine Rhinotracheitis – Virus Diarrhea – Parainfluenza 3 – Respiratory Syncytial Virus Vaccine, Modified Live Virus

For use in healthy, nonpregnant cattle as an aid in the prevention of disease caused by infectious bovine rhinotracheitis (IBR), bovine virus diarrhea (BVD) Type 1 and Type 2, parainfluenza Type 3 (PI₃) and bovine respiratory syncytial (BRSV) viruses.

Arsenal[®] IBR BVD

Bovine Rhinotracheitis – Virus Diarrhea Vaccine, Modified Live Virus

For use in healthy, nonpregnant cattle as an aid in the prevention of disease caused by infectious bovine rhinotracheitis (IBR) virus and bovine virus diarrhea (BVD) Type 1 and Type 2 viruses.

- **Broad-spectrum protection** — Arsenal 4.1 is a modified live vaccine that provides proven protection against BVD Types 1 and 2, IBR, PI₃ and BRSV.
- **Real-world strains** — Arsenal 4.1 responds to today's emerging BVD challenge – noncytopathic (NCP) BVD. Most respiratory outbreaks involving BVD are caused by NCP strains. In addition, NCP BVD is **always** the cause of persistently infected (PI) calves.
- **Smooth** — Research shows that Arsenal 4.1 doesn't contribute to post-vaccination fever in calves.
- **Little effect on milk production** — Arsenal 4.1 has a minimal effect on milk production post-vaccination.
- **Single-dose administration** — Provides proven single-dose protection against all antigens, including the BRSV fraction. Calves vaccinated at less than six months of age should receive another dose at six months of age or older. Revaccinate annually or as recommended by your veterinarian.
- **Safety** — Field tests show that Arsenal 4.1 can be used safely in calves as young as two weeks of age. Minimal adverse reactions (0.2% reaction rate) were noted in commercial dairy calves, veal calves, beef replacement heifers and feedlot cattle.


Product Numbers

Arsenal[®] 4.1

250 - 20 mL - 10 doses
258 - 100 mL - 50 doses

Arsenal[®] IBR BVD

253 - 100 mL - 50 doses



Customer Service
(800) 843-3386

www.livestock.novartis.com
© 2005 Novartis Animal Health US, Inc.
4514309, APR05

Technical disease information

Bovine Virus Diarrhea (BVD)

BVD virus is one of the most prevalent and challenging bovine viral pathogens in the world. There are literally hundreds of BVD viral strains, and the number continues to increase due to the mutating nature of the virus. The BVD virus suppresses the immune system, which leads to secondary infections from other pathogens. The virus is associated with:

- Bovine respiratory disease
- Hemorrhagic (bleeding) syndrome
- Reproductive disorders, including infertility, abortion and neonatal defects
- Persistently infected (PI) calves that shed enormous amounts of infective virus throughout their lives
- Gastrointestinal disorders
- Mucosal disease in PI calves

BVD viral strains fall into two genotype categories – BVD Type 1 and BVD Type 2. **See Table 1 and Table 2 for BVD Type 1 and Type 2 post-challenge results.**

BVD viral strains are further classified according to whether they are cytopathic (CP) or noncytopathic (NCP). Researchers have determined that NCP BVD is the more prevalent variation. The major isolate in clinical BVD, NCP BVD accounts for 90 to 95 percent of all clinical outbreaks.¹ NCP also is the cause of all PI calves, and a major cause of BVD-induced abortions.

While percentages vary among different geographic regions, neutralizing antibodies for this pestivirus have been detected in 60 to 85 percent of U.S. cattle, and 1 to 2 percent are persistently infected.²

Infectious Bovine Rhinotracheitis (IBR)

IBR, sometimes referred to as “red nose,” is caused by Bovine Herpesvirus 1. Prior to the advent of large feedlots and dairy complexes, the primary manifestation of IBR was in a reproductive form called IPV (infectious pustular vulvovaginitis). Today, the IBR virus is associated with:

- Upper respiratory tract infections
- Bovine respiratory disease
- Eye disorders like conjunctivitis
- Reproductive disorders, such as IPV, abortion and neonatal death

See Table 3.

Bovine Respiratory Syncytial Virus (BRSV)

BRSV was first isolated in the U.S. in 1974 and has been identified as a major contributing agent in the BRD syndrome. It was named BRSV because this pneumovirus invades the cell lining of the trachea and lungs and promotes the formation of large multinucleated cells called syncytial cells. BRSV is widespread across the United States, with studies showing BRSV present in 38 to 76 percent of beef and dairy herds.³

An initial exposure to the virus usually produces a mild subclinical infection occurring approximately five days after stress and exposure. Within two to 10 days after recovery from this primary infection, some animals will exhibit a severe clinical form of the disease, which if untreated will last 12 to 14 days and result in a high percentage of deaths. At any of these stages, the course and severity of the disease can be aggravated by invasion of the weakened animals by other viral and bacterial pathogens. **See Figure 1.**

Parainfluenza 3 (PI₃)

Parainfluenza 3 is in the same family as bovine respiratory syncytial virus (BRSV) and has been isolated, identified and studied in relation to bovine respiratory disease syndrome. PI₃ virus is commonly isolated from animals suffering from BRD, although it appears to be more of a contributing agent rather than a primary pathogen. By itself, PI₃ virus usually produces a rather benign infection of the lungs. It most commonly invades the lungs, causing an inflammation of the membranes around the lungs, which may result in pneumonia. **See Table 4.**

TABLE 4. PI₃ Efficacy Data

	Total Average Clinical Score**/Group
Vaccinate	2.80
Control	6.27
P Value*	0.0056

Arsenal 4.1 significantly protected against PI₃ in challenge trials, as evidenced by significant differences in total clinical scores and virus shedding between vaccinated and control calves.

* A P value ≤0.05 is considered statistically significant.

** The clinical scoring system included nasal discharge, respiratory signs, ocular signs and anorexia.

References:

1. Chase CL. Department of Veterinary Science, South Dakota State University, Brookings, SD.
2. Houe H. Epidemiological features and economical importance of bovine virus diarrhea virus (BVDV) infections. *Vet Microbiol.* 1999;64:89-107.
3. Richey EJ. Extension Veterinarian, College of Veterinary Medicine, Cooperative Extension Service, Institute of Food and Agricultural Sciences, University of Florida, Gainesville, FL.

TABLE 1. BVD Type 1 Post-Challenge Results

Number of Animals/Total				
	Temp (≥103.5° F)	Clinical Signs	Leukopenia (Drop in white blood cells)	Virus Shedding
Vaccinate	0/20	0/20	0/20	0/20
Control	4/5	3/5	4/5	5/5
P Value*	0.0004	0.0043	0.0004	<0.0001

Challenge trial data prove that Arsenal 4.1 provides protection against BVD Type 1, the BVD viral strain that's most likely to cause respiratory outbreaks.

* A P value ≤0.05 is considered statistically significant.

Protocol:

- 20 vaccinates and 5 nonvaccinated controls
- 750- to 1,000-pound yearlings
- 4-mL dose of virulent BVD Type 1 USDA-approved challenge administered intranasally at 21 days post-vaccination
- Animals observed two days prior through 14 days post-challenge

TABLE 2. BVD Type 2 Post-Challenge Results

Number of Animals/Total					
	Temp (≥103.5° F)	Clinical Signs	Mortality	Leukopenia (Drop in white blood cells)	Virus Shedding
Vaccinate	0/20	0/20	0/20	1/20	0/20
Control	9/12	12/12	3/12	10/12	7/12
P Value*	<0.0001	<0.0001	0.0444	<0.0001	0.0002

Arsenal 4.1 provides proven respiratory protection in tough challenge models against BVD Type 2

* A P value ≤0.05 is considered statistically significant.

Protocol:

- 20 vaccinates and 12 nonvaccinated controls
- 750- to 1,000-pound yearlings
- 4-mL dose of virulent BVD Type 2 USDA-approved challenge administered intranasally at 21 days post-vaccination
- Animals observed two days prior through 14 days post-challenge

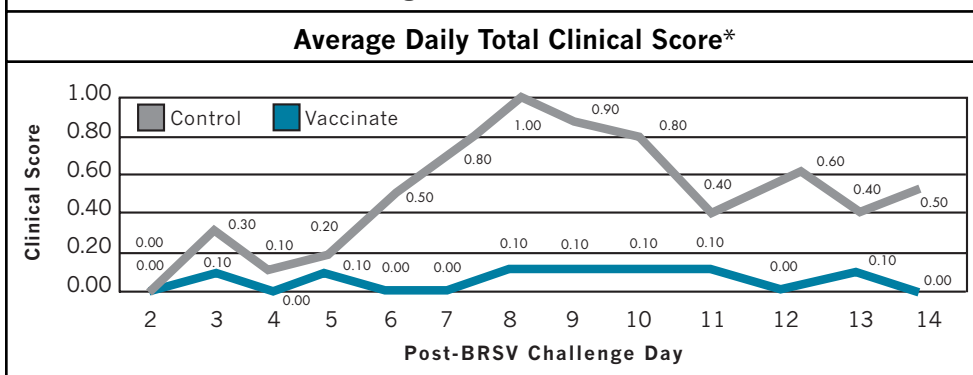
TABLE 3. IBR Efficacy Data

	Total Average Clinical Score**	Temp (≥103.5° F) No. of Animals/Total	Virus Shedding No. of Animals/Total
Vaccinate	0.05	0/20	1/20
Control	30.67	18/18	18/18
P Value*	<0.0001	<0.0001	<0.0001

Arsenal 4.1 significantly protects against IBR, as proven by this demonstration of significant differences in temperature responses, clinical scores and virus shedding between vaccinated and control calves.

* A P value ≤0.05 is considered statistically significant.

** The clinical scoring system included nasal discharge, respiratory signs, ocular signs and anorexia.

FIGURE 1. BRSV Post-Challenge Results


Even with one SubQ dose, Arsenal 4.1 was able to significantly control the clinical signs associated with BRSV.

* The clinical scoring system included nasal discharge, respiratory signs and ocular signs.

Protocol:

- 22 vaccinates and 12 nonvaccinated controls
- Aged 18 to 36 weeks old
- 4-mL dose of virulent USDA-approved BRSV challenge administered intranasally at 21 days post-vaccination
- Animals observed two days prior through 14 days post-challenge

Safety information

TABLE 5. Average Temperature Response Following Vaccination with Arsenal 4.1 (Mean rectal temperature – °F)

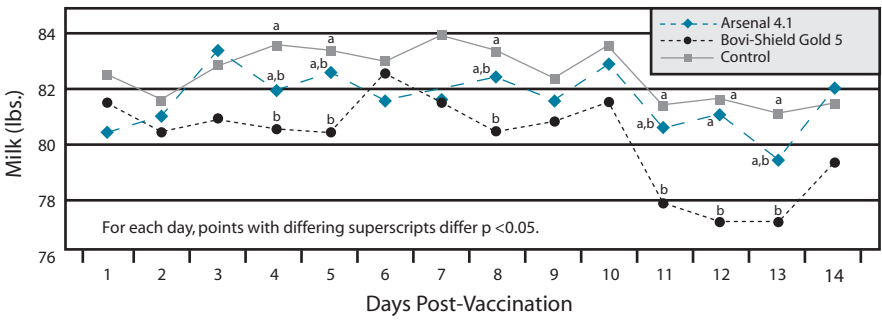
	Pre-Vaccination	Post-Vaccination		
		24 Hours	48 Hours	72 Hours
Controls (10 animals) (no vaccination)	101.4	101.2	101.0	101.2
Vaccinates (30 animals)	101.7	101.5	101.2	101.3

Smooth – won't contribute to fevers or set back animals.

Research shows Arsenal 4.1 won't cause sweats in calves. A study on 40 Holstein steers and heifers – ranging in age from six to eight months and weighing about 500 pounds each – showed no significant difference in body temperature between vaccinated and control animals.

Calves did not develop fevers within 72 hours after vaccination with Arsenal 4.1.

FIGURE 2. Least Squares Means Daily Milk Production Post-Vaccination



A field trial compared the effect of sterile water and two commercially available modified live virus vaccines – Arsenal 4.1 and Bovi-Shield® Gold™ 5 – on milk production.

Protocol:

- 259 Holstein cows vaccinated according to label directions
- 86 in Arsenal 4.1 group, 87 in Bovi-Shield Gold 5 group, 86 in control group (2-mL sterile saline SubQ)
- Animals were open, 40 to 357 days in milk and in good health
- Daily milk production recorded for each animal, five days prior to vaccination through 14 days after vaccination

Results: Bovi-Shield Gold 5 drops production post-vaccination – while there's no significant difference between Arsenal 4.1 and the control.

Arsenal® 4.1

DIRECTIONS: Aseptically rehydrate with liquid component supplied. Shake well before using. Administer 2 mL subcutaneously. In accordance with Beef Quality Assurance guidelines, this product should be administered subcutaneously (under the skin) in the neck. Proven safe in calves 2 weeks of age or older. Calves vaccinated prior to six months of age should be revaccinated after six months of age. Revaccinate annually or as recommended by your veterinarian.

PRECAUTIONS: Do not use in pregnant cows or in calves nursing pregnant cows. Store out of direct sunlight at 2°-7° C (35°-45° F). DO NOT FREEZE. Needles and syringes should not be sterilized with chemicals. Use entire contents when first opened. Do not vaccinate within 21 days prior to slaughter. Burn this container and any unused contents. Anaphylactic reactions may occur. Symptomatic treatment: Epinephrine. Contains amphotericin B and gentamicin as preservatives.



PACKAGING: 20 mL/10-dose and 100 mL/50-dose bottles.

Arsenal® IBR BVD

DIRECTIONS: Aseptically rehydrate with liquid component supplied. Shake well before using. Administer 2 mL subcutaneously. In accordance with Beef Quality Assurance guidelines, this product should be administered subcutaneously (under the skin) in the neck. Proven safe in calves 2 weeks of age or older. Calves vaccinated prior to six months of age should be revaccinated after six months of age. Revaccinate annually or as recommended by your veterinarian.

PRECAUTIONS: Do not use in pregnant cows or in calves nursing pregnant cows. Store out of direct sunlight at 2°-7° C (35°-45° F). DO NOT FREEZE. Needles and syringes should not be sterilized with chemicals. Use entire contents when first opened. Do not vaccinate within 21 days prior to slaughter. Burn this container and any unused contents. Anaphylactic reactions may occur. Symptomatic treatment: Epinephrine. Contains amphotericin B and gentamicin as preservatives.

PACKAGING: 100 mL/50-dose bottles.



**Customer Service
(800) 843-3386**

www.livestock.novartis.com

Arsenal is a registered trademark of Novartis AG. Bovi-Shield is a registered trademark of Pfizer Animal Health. Bovi-Shield Gold is a trademark of Pfizer Animal Health.